



/Abril 2021

Informe Climático

Bolsa De Cereales y Productos
Bahía Blanca

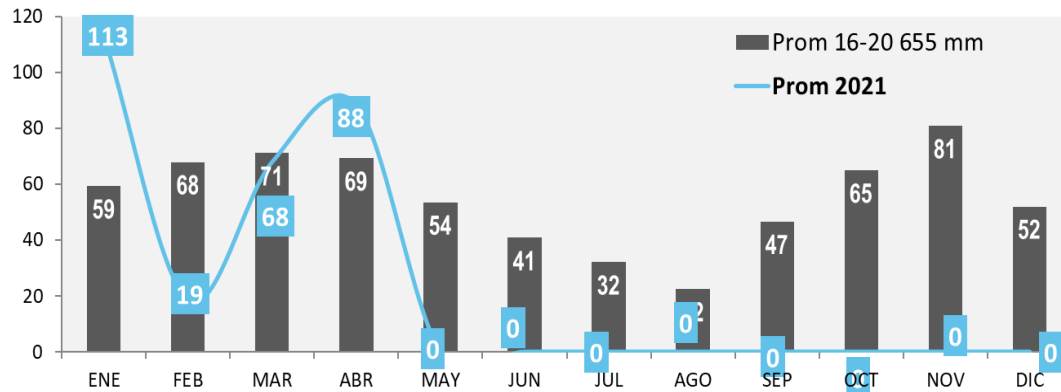




Precipitaciones

En base a los registros obtenidos por la RED de ESTACIONES METEOROLÓGICAS de la BOLSA de CEREALES de BAHÍA BLANCA, se grafican las precipitaciones mensuales del año, comparadas con el promedio de los últimos cinco años (2016- 2020), sobre los partidos del Sudoeste Bonaerense.

PRECIPITACIONES PROMEDIO SUDOESTE BONAERENSE (mm)



Fuente: REM/BCP

Las precipitaciones mensuales y acumuladas en el año 2021, por cada una de las Estaciones Meteorológicas se observan a continuación:

| 2021 | ENE | FEB | MAR | ABR | MAY | JUN | JUL | AGO | SEP | OCT | NOV | DIC | TOTAL |
|-----------------------|------------|-----------|-----------|-----------|-----|-----|-----|-----|-----|-----|-----|-----|-------|
| BAHÍA BLANCA | 75 | 28 | 80 | 16* | | | | | | | | | 199 |
| CABILDO | 74 | 13 | 49 | 80 | | | | | | | | | 216 |
| LA VITÍCOLA | 92 | 3 | 61 | 77 | | | | | | | | | 233 |
| BAJO HONDO | 74 | 12 | 41 | 109 | | | | | | | | | 234 |
| TTE. ORIGONE | 46 | 13 | 26 | 52 | | | | | | | | | 137 |
| FRAPAL | 187 | 6 | 42 | 105 | | | | | | | | | 340 |
| MONTE HERMOSO | 113 | 6 | 38 | 77 | | | | | | | | | 234 |
| FARO | 74 | 27 | 63 | 127 | | | | | | | | | 291 |
| TORNQUIST | 99 | 6 | 58 | 61* | | | | | | | | | 163 |
| DUFAUR | 91 | 6 | 49 | 72 | | | | | | | | | 218 |
| 17 DE AGOSTO | 49 | 46 | 37 | 54 | | | | | | | | | 186 |
| PUÁN | 89 | 38 | 58 | 89 | | | | | | | | | 274 |
| PIGUÉ | 138 | 24 | 120 | 166 | | | | | | | | | 448 |
| CURA MALAL | 126 | 15 | 105 | 142 | | | | | | | | | 388 |
| SAN ELOY | 141 | 26 | 69 | 106 | | | | | | | | | 342 |
| PRINGLES | 171 | 14 | 56 | 103 | | | | | | | | | 344 |
| EL ZORRO | 217 | 15 | 116 | 13 | | | | | | | | | 361 |
| CARHUÉ | 122 | 33 | 113 | 140 | | | | | | | | | 408 |
| FALCÓN | 158 | 7 | 60 | 116 | | | | | | | | | 341 |
| GUAMINÍ | 100 | 28 | 117 | 103 | | | | | | | | | 348 |
| SAN MIGUEL ARCANGEL | 94 | 49 | 66 | 94 | | | | | | | | | 303 |
| VILLA VENTANA | 167 | 30 | 83 | 100 | | | | | | | | | 380 |
| ARROYO PANTANOSO | 143 | 18 | 63 | 89 | | | | | | | | | 313 |
| PUNTA ALTA | 69 | 3 | 65 | 79 | | | | | | | | | 216 |
| INGENIERO WHITE | 53 | 2 | 61 | 62 | | | | | | | | | 178 |
| CERRO NAPOSTÁ OESTE | 155 | s/d | s/d | 38 | | | | | | | | | 193 |
| CUMBRE CORDÓN VENTANA | s/d | s/d | s/d | s/d | | | | | | | | | 0 |
| PASMAN | 137 | 4 | 136 | 124 | | | | | | | | | 400 |
| Prom. 2021 | 113 | 18 | 67 | 88 | | | | | | | | | |
| Prom. 16 – 20 | 59 | 68 | 71 | 69 | 54 | 41 | 32 | 22 | 46 | 65 | 81 | 51 | 655 |



En los siguientes cuadros se detalla los datos de las lluvias de los últimos cinco años:

| 2020 | ENE | FEB | MAR | ABR | MAY | JUN | JUL | AGO | SEP | OCT | NOV | DIC | TOTAL |
|-----------------------|-----------|-----------|-----------|-----------|-----------|-----------|-----------|-----------|-----------|-----------|-----------|-----------|------------|
| BAHÍA BLANCA | 65 | 20 | 50 | 93 | 14 | 33 | 62 | 28 | 35 | 55 | 73 | 101 | 689 |
| CABILDO | 34 | 22 | 50 | 77 | 20 | 40 | 63 | 25 | 33 | 45 | 55 | 116 | 580 |
| LA VITÍCOLA | 33 | 10 | 61 | 66 | 11 | 31 | 46 | 15 | 32 | 56 | 37 | 24 | 422 |
| BAJO HONDO | 75 | 19 | 67 | 87 | 20 | 34 | 57 | 24 | 26 | 40 | 54 | 115 | 618 |
| TTE. ORIGONE | 34 | 46 | 70 | 82 | 38 | 21 | 72 | 59 | 27 | 47 | 89 | 98 | 683 |
| FRAPAL | 21 | 30 | 66 | 89 | 18 | 66 | 43 | 26 | 25 | 53 | 150 | 91 | 678 |
| MONTE HERMOSO | 52 | 49 | 70 | 71 | 48 | 55 | 50 | 36 | 27 | 60 | 64 | 115 | 697 |
| FARO | 73 | 59 | 67 | 62 | 49 | 68 | 68 | 37 | 49 | 53 | 44 | 104 | 733 |
| TORNQUIST | 26 | 29 | 85 | 87 | 22 | 39 | 54 | 19 | 30 | 43 | 74 | 98 | 606 |
| DUFAUR | 137 | 20 | 145 | 134 | 16 | 24 | 23 | 17 | 30 | 56 | 89 | 99 | 790 |
| 17 DE AGOSTO | 114 | 19 | 122 | 102 | 14 | 34 | 60 | 14 | 90 | 55 | 72 | 13 | 709 |
| PUÁN | 62 | 8 | 97 | 119 | 4 | 12 | 35 | 12 | 30 | 48 | 71 | 38 | 536 |
| PIGUÉ | 73 | 53 | 105 | 131 | 17 | 31 | 36 | 10 | 42 | 52 | 97 | 66 | 713 |
| CURA MALAL | 89 | 41 | 58 | 107 | 28 | 40 | 50 | 18 | 40 | 78 | 94 | 127 | 770 |
| SAN ELOY | 152 | 71 | 108 | 119 | 11 | 61 | 41 | 15 | 16 | 54 | 115 | 73 | 836 |
| PRINGLES | 55 | 92 | 83 | 89 | 14 | 51 | 61 | 19 | 25 | 46 | 113 | 53 | 701 |
| EL ZORRO | 92 | 152 | 101 | 125 | 64 | 91 | 117 | 43 | 29 | 48 | 124 | 66 | 1052 |
| CARHUÉ | 84 | 88 | 139 | 104 | 10 | 17 | 47 | 14 | 42 | 106 | 63 | 76 | 790 |
| FALCÓN | 74 | 22 | 85 | 117 | 25 | 61 | 67 | 30 | 37 | 51 | 102 | 155 | 826 |
| GUAMINÍ | 63 | 62 | 106 | 98 | 11 | 20 | 32 | 14 | 35 | 65 | 20 | 44 | 570 |
| SAN MIGUEL ARCANGEL | 61 | 60 | 71 | 100 | 15 | 19 | 33 | 13 | 37 | 45 | 95 | 78 | 627 |
| VILLA VENTANA | 95 | 30 | 117 | 135 | 42 | 57 | 118 | 16 | 45 | 48 | 116 | 37 | 856 |
| ARROYO PANTANOSO | 72 | 59 | 75 | 105 | 12 | 43 | 58 | 24 | 30 | 47 | 105 | 63 | 693 |
| PUNTA ALTA | 25 | 11 | 33 | 58 | 13 | 36 | 30 | 27 | 25 | 30 | 62 | 81 | 431 |
| INGENIERO WHITE | 24 | 9 | 18 | 5 | 5 | 14 | 23 | 9 | 4 | s/d | 43 | 66 | ---- |
| CERRO NAPOSTÁ OESTE | 44 | 22 | 98 | 179 | 22 | 56 | 176 | s/d | s/d | s/d | s/d | s/d | ---- |
| CUMBRE CORDÓN VENTANA | 53 | 27 | 90 | 105 | 22 | s/d | s/d | s/d | s/d | s/d | s/d | s/d | ---- |
| Prom. 2020 | 66 | 48 | 83 | 98 | 22 | 41 | 59 | 23 | 33 | 56 | 82 | 79 | 680 |
| Prom. 16 – 19 | 58 | 74 | 68 | 62 | 61 | 41 | 25 | 22 | 50 | 67 | 81 | 45 | 648 |

| 2019 | ENE | FEB | MAR | ABR | MAY | JUN | JUL | AGO | SEP | OCT | NOV | DIC | TOTAL |
|--------------|-----|-----|-----|-----|-----|-----|-----|-----|-----|-----|-----|-----|-------|
| BAHIA BLANCA | 42 | 3 | 57 | 11 | 61 | 32 | 3 | 4 | 19 | 83 | 46 | 26 | 388 |
| CABILDO | 22 | 1 | 44 | 19 | 66 | 52 | 2 | 5 | 38 | 76 | 35 | 42 | 402 |
| LA VITICOLA | 21 | 7 | 163 | 17 | 72 | 39 | 4 | 2 | 37 | 90 | 49 | 32 | 533 |
| BAJO HONDO | 59 | 7 | 34 | 11 | 72 | 34 | 4 | 5 | 18 | 75 | 53 | 52 | 424 |
| Tte ORIGONE | 31 | 3 | 143 | 5 | 47 | 33 | 3 | 6 | 18 | 59 | 95 | 83 | 526 |
| FRAPAL | 74 | 22 | 28 | 28 | 38 | 45 | 2 | 2 | 25 | 104 | 40 | 79 | 487 |
| Mte HERMOSO | 99 | 8 | 33 | 9 | 64 | 34 | 5 | 12 | 16 | 81 | 45 | 24 | 430 |
| FARO | 56 | 26 | 40 | 16 | 66 | 52 | 7 | 13 | 29 | 81 | 49 | 56 | 491 |
| TORNQUIST | 18 | 18 | 148 | 14 | 42 | 74 | 1 | 1 | 23 | 83 | 43 | 81 | 546 |
| DUFAUR | 29 | 39 | 126 | 21 | 37 | 49 | 2 | 2 | 19 | 72 | 62 | 50 | 508 |
| 17 de AGOSTO | 7 | 17 | 109 | 18 | 29 | 29 | 0 | 0 | 17 | 55 | 52 | 48 | 382 |
| PUAN | 61 | 7 | 90 | 16 | 45 | 60 | 1 | 6 | 6 | 70 | 50 | 18 | 430 |
| PIGUE | 75 | 1 | 158 | 29 | 42 | 50 | 1 | 3 | 18 | 64 | 67 | 51 | 559 |
| CURA MALAL | 51 | 33 | 108 | 15 | 31 | 53 | 1 | 4 | 17 | 50 | 76 | 39 | 478 |
| SAN ELOY | 55 | 59 | 49 | 19 | 40 | 36 | 0 | 12 | 13 | 54 | 43 | 53 | 434 |
| PRINGLES | 43 | 15 | 42 | 10 | 28 | 61 | 0 | 3 | 15 | 72 | 37 | 71 | 397 |
| EL ZORRO | 150 | 20 | 54 | 42 | 139 | 91 | 5 | 13 | 48 | 51 | 85 | 60 | 758 |
| CARHUE | 63 | 4 | 135 | 41 | 49 | 76 | 0 | 4 | 16 | 29 | 91 | 16 | 524 |
| FALCON | 82 | 17 | 28 | 22 | 62 | 61 | 4 | 3 | 37 | 134 | 49 | 79 | 578 |
| GUAMINI | 64 | 16 | 46 | 19 | 26 | 30 | 1 | 5 | 9 | 28 | 91 | 24 | 359 |



| | | | | | | | | | | | | | |
|-----------------------|-----------|-----------|-----------|-----------|-----------|-----------|-----------|-----------|-----------|-----------|-----------|-----------|------------|
| SAN MIGUEL ARCANGEL | 33 | 1 | 68 | 2 | 79 | 37 | 0 | 0 | 1 | 40 | 67 | 31 | 359 |
| VILLA VENTANA | 23 | 29 | 102 | 21 | 66 | 92 | 3 | 6 | 26 | 116 | 47 | 114 | 645 |
| ARROYO PANTANOSO | 34 | 66 | 56 | 20 | 45 | 49 | 0 | 1 | 26 | 104 | 46 | 55 | 502 |
| PUNTA ALTA | 37 | 2 | 48 | 8 | 67 | 27 | 2 | 3 | 16 | 62 | 41 | 15 | 328 |
| ING. WHITE | 22 | 1 | 65 | 6 | 34 | 20 | 1 | 1 | 14 | 47 | 30 | 8 | 249 |
| CERRO NAPOSTA OESTE | -- | -- | -- | -- | 47 | 147 | 2 | 3 | 20 | 103 | 43 | 71 | --- |
| CUMBRE CORDON VENTANA | -- | -- | -- | -- | -- | -- | 2 | 9 | 27 | 78 | 32 | 82 | --- |
| Prom 2019 | 50 | 17 | 79 | 18 | 54 | 52 | 2 | 5 | 21 | 73 | 54 | 50 | 469 |
| Prom 16-18 | 60 | 94 | 65 | 77 | 64 | 37 | 33 | 28 | 60 | 65 | 90 | 43 | 716 |

| 2018 | ENE | FEB | MAR | ABR | MAY | JUN | JUL | AGO | SEP | OCT | NOV | DIC | TOTAL |
|---------------------|-----------|-----------|-----------|-----------|-----------|-----------|-----------|-----------|-----------|-----------|------------|-----------|------------|
| BAHIA BLANCA | 16 | 36 | 74 | 76 | 56 | 10 | 65 | 18 | 41 | 93 | 165 | 32 | 682 |
| CABILDO | 16 | 51 | 68 | 55 | 45 | 8 | 62 | 20 | 42 | 74 | 144 | 60 | 645 |
| LA VITICOLA | 12 | 18 | 48 | 51 | 48 | 7 | 50 | 16 | 49 | 60 | 149 | 80 | 588 |
| BAJO HONDO | 37 | 94 | 119 | 71 | 38 | 48 | 16 | 52 | 78 | 50 | 99 | 28 | 730 |
| Tte ORIGONE | 20 | 35 | 46 | 27 | 24 | 5 | 59 | 11 | 38 | 70 | 119 | 38 | 492 |
| FRAPAL | 17 | 50 | 39 | 60 | 47 | 8 | 82 | 18 | 52 | 69 | 144 | s/d | 586 |
| Mte HERMOSO | 23 | 25 | 53 | 50 | 25 | 20 | 58 | 17 | 48 | 76 | 165 | 45 | 605 |
| FARO | 17 | 27 | 57 | 48 | 35 | 21 | 34 | 20 | 41 | 57 | 156 | 51 | 564 |
| TORNQUIST | 6 | 70 | 50 | 67 | 68 | 17 | 30 | 25 | 51 | 57 | 180 | 76 | 697 |
| DUFAUR | 17 | 14 | 33 | 66 | 73 | 11 | 27 | 24 | 60 | 83 | 143 | 72 | 623 |
| 17 de AGOSTO | 25 | 5 | 36 | 95 | 92 | 7 | 27 | 12 | 69 | 78 | 51 | 49 | 546 |
| PUAN | 52 | 11 | 21 | 97 | 106 | 5 | 34 | 34 | 75 | 55 | 158 | 107 | 755 |
| PIGUE | 82 | 27 | 34 | 93 | 98 | 2 | 31 | 15 | 102 | 57 | 221 | 182 | 945 |
| CURA MALAL | 76 | 60 | 20 | 64 | 68 | 2 | 27 | 9 | 83 | 17 | 216 | s/d | 642 |
| SAN ELOY | 10 | 39 | 32 | 65 | 52 | 3 | 12 | 8 | 69 | 57 | 142 | 125 | 614 |
| PRINGLES | 65 | 84 | 31 | 42 | 41 | 3 | 51 | 13 | 114 | 49 | 175 | 65 | 733 |
| EL ZORRO | 71 | 52 | 65 | 53 | 66 | 54 | 90 | 15 | 58 | 102 | 248 | 85 | 959 |
| CARHUE | 50 | 9 | 21 | 76 | 130 | 8 | 20 | 20 | 109 | 56 | 134 | 109 | 742 |
| FALCON | 37 | 109 | 58 | 66 | 53 | 13 | 47 | 24 | 54 | 109 | 246 | 79 | 895 |
| GUAMINI | 18 | 14 | 19 | 73 | 57 | 2 | 21 | 17 | 72 | 32 | 121 | 69 | 515 |
| SAN MIGUEL ARCANGEL | 55 | 3 | 24 | 42 | 49 | 1 | 23 | 20 | 111 | 32 | 64 | 42 | 466 |
| VILLA VENTANA | 10 | 73 | 64 | 114 | 80 | 47 | 131 | 29 | 76 | 53 | 190 | 104 | 971 |
| ARROYO PANTANOSO | 12 | 40 | 42 | 63 | 70 | 13 | 45 | 21 | 111 | 55 | 126 | 49 | 647 |
| PUNTA ALTA | 33 | 13 | 71 | 48 | 31 | 6 | 47 | 12 | 30 | 54 | 166 | 23 | 534 |
| ING. WHITE | -- | -- | -- | -- | -- | 2 | 44 | 8 | 36 | 43 | 92 | 23 | 248 |
| Prom 2018 | 32 | 40 | 47 | 65 | 61 | 13 | 45 | 19 | 67 | 62 | 153 | 69 | 635 |
| Prom 11-17 | 79 | 94 | 60 | 81 | 52 | 19 | 30 | 25 | 24 | 81 | 47 | 38 | 631 |

| 2017 | ENE | FEB | MAR | ABR | MAY | JUN | JUL | AGO | SEP | OCT | NOV | DIC | TOTAL |
|--------------|-----|-----|-----|-----|-----|-----|-----|-----|-----|-----|-----|-----|-------|
| BAHIA BLANCA | 45 | 89 | 177 | 48 | 52 | 57 | 22 | 116 | 101 | 58 | 84 | 23 | 873 |
| CABILDO | 47 | 124 | 243 | 93 | 37 | 77 | 28 | 41 | 88 | 53 | 59 | 19 | 910 |
| LA VITICOLA | 29 | 110 | 68 | 154 | 25 | 48 | 15 | 66 | 60 | 45 | 84 | 16 | 720 |
| BAJO HONDO | 37 | 94 | 119 | 71 | 38 | 48 | 16 | 52 | 78 | 50 | 99 | 28 | 730 |
| Tte ORIGONE | 44 | 73 | 120 | 71 | 45 | 33 | 16 | 16 | 25 | 41 | 76 | 4 | 564 |
| FRAPAL | 36 | 75 | 81 | 54 | 47 | 84 | 20 | 40 | 98 | 44 | 80 | 38 | 697 |
| Mte HERMOSO | 29 | 106 | 175 | 37 | 49 | 37 | 20 | 41 | 67 | 35 | 61 | 19 | 676 |
| FARO | 27 | 110 | 188 | 51 | 61 | 61 | 16 | 66 | 68 | 25 | 65 | 10 | 748 |
| TORNQUIST | 101 | 101 | 44 | 54 | 37 | 65 | 23 | 53 | 87 | 43 | 59 | 60 | 727 |
| DUFAUR | 50 | 128 | 45 | 44 | 52 | 52 | 22 | 65 | 96 | 42 | 73 | 56 | 725 |
| 17 de AGOSTO | 6 | 148 | 8 | 58 | 65 | 83 | 25 | 131 | 68 | 44 | 50 | 13 | 699 |
| PUAN | 69 | 163 | 80 | 102 | 100 | 68 | 30 | 54 | 154 | 56 | 34 | 44 | 955 |
| PIGUE | 56 | 198 | 100 | 135 | 108 | 82 | 28 | 74 | 140 | 53 | 48 | 71 | 1093 |
| CURA MALAL | 70 | 198 | 83 | 107 | 57 | 56 | 43 | 109 | 139 | 53 | 46 | 37 | 998 |
| SAN ELOY | 81 | 173 | 91 | 86 | 44 | 57 | 24 | 82 | 102 | 45 | 46 | 14 | 845 |
| PRINGLES | 66 | 123 | 47 | 53 | 65 | 65 | 23 | 52 | 19 | 62 | 68 | 37 | 681 |
| EL ZORRO | 36 | 86 | 103 | 39 | 53 | 67 | 26 | 88 | 97 | 65 | 104 | 11 | 775 |



| | | | | | | | | | | | | | |
|-------------------------|-----------|------------|-----------|-----------|-----------|-----------|-----------|-----------|-----------|-----------|-----------|-----------|-------------|
| CARHUE | 51 | 147 | 80 | 150 | 93 | 52 | 28 | 34 | 102 | 32 | 51 | 37 | 857 |
| FALCON | 68 | 122 | 150 | 32 | 39 | 83 | 23 | 63 | 99 | 42 | 87 | 22 | 830 |
| GUAMINI | 78 | 138 | 134 | 153 | 71 | 49 | 23 | 42 | 101 | 39 | 23 | 24 | 875 |
| SAN MIGUEL ARCANGEL | 52 | 187 | 44 | 83 | 71 | 51 | 23 | 34 | 58 | 34 | 25 | 58 | 720 |
| VILLA VENTANA | 47 | 117 | 47 | 61 | 58 | 202 | 125 | 74 | 220 | 60 | 93 | 36 | 1140 |
| ARROYO PANTANOSO | 51 | 135 | 51 | 66 | 63 | 84 | 33 | 55 | 118 | 61 | 67 | 39 | 823 |
| PUNTA ALTA | -- | -- | -- | -- | 48 | 44 | 20 | 39 | 75 | 24 | 69 | 21 | 340 |
| Prom 2017 | 51 | 128 | 99 | 78 | 57 | 67 | 28 | 62 | 94 | 46 | 65 | 31 | 807 |
| Prom 11-16 631mm | 79 | 94 | 60 | 81 | 52 | 19 | 30 | 25 | 24 | 81 | 47 | 38 | 631 |

| 2016 | ENE | FEB | MAR | ABR | MAY | JUN | JUL | AGO | SEP | OCT | NOV | DIC | TOTAL |
|-------------------------|-----------|------------|-----------|-----------|-----------|-----------|-----------|-----------|-----------|-----------|-----------|-----------|------------|
| BAHIA BLANCA | 140 | 74 | 53 | 66 | 121 | 27 | 29 | 13 | 10 | 63 | 77 | 16 | 690 |
| CABILDO | 152 | 227 | 61 | 66 | 100 | 38 | 21 | 8 | 19 | 47 | 50 | 42 | 831 |
| LA VITICOLA | 92 | 130 | 39 | 59 | 86 | 23 | 20 | 11 | 14 | 47 | 50 | 27 | 598 |
| BAJO HONDO | 72 | 74 | 56 | 59 | 102 | 18 | 20 | 6 | 14 | 75 | 67 | 2 | 566 |
| Tte ORIGONE | 113 | 43 | 25 | 32 | 93 | 34 | 15 | 16 | 10 | 65 | 25 | 6 | 476 |
| FRAPAL | 94 | 95 | 75 | 78 | 71 | 38 | 23 | 4 | 18 | 30 | 6 | 63 | 594 |
| Mte HERMOSO | 52 | 94 | 36 | 55 | 107 | 28 | 21 | 3 | 9 | 49 | 33 | 23 | 511 |
| FARO | 54 | 77 | 33 | 101 | 126 | 61 | 20 | 2 | 10 | 57 | 28 | 16 | 585 |
| TORNQUIST | 137 | 98 | 102 | 51 | 94 | 26 | 18 | 7 | 26 | 106 | 69 | 40 | 774 |
| DUFAUR | 83 | 84 | 33 | 98 | 95 | 17 | 28 | 7 | 23 | 74 | 62 | 47 | 650 |
| 17 de AGOSTO | 93 | 124 | 18 | 109 | 41 | 64 | 24 | 8 | 23 | 64 | 41 | 8 | 618 |
| PUAN | 131 | 104 | 48 | 172 | 45 | 20 | 25 | 6 | 30 | 113 | 48 | 61 | 803 |
| PIGUE | 113 | 172 | 50 | 147 | 35 | 15 | 28 | 3 | 30 | 123 | 48 | 33 | 797 |
| CURA MALAL | 102 | 119 | 52 | 160 | 48 | 21 | 37 | 4 | 29 | 141 | 57 | 47 | 818 |
| SAN ELOY | 50 | 98 | 64 | 97 | 29 | 19 | 32 | 2 | 32 | 105 | 69 | 65 | 662 |
| PRINGLES | 70 | 86 | 45 | 38 | 72 | 47 | 26 | 3 | 22 | 65 | 22 | 19 | 514 |
| EL ZORRO | 148 | 148 | 68 | 117 | 136 | 56 | 35 | 1 | 14 | 89 | 38 | 56 | 906 |
| CARHUE | 88 | 143 | 73 | 102 | 43 | 22 | 24 | 3 | 45 | 178 | 56 | 33 | 811 |
| FALCON | 98 | 149 | 86 | 102 | 39 | 75 | 17 | 4 | 24 | 70 | 64 | 63 | 791 |
| GUAMINI | 72 | 175 | 34 | 91 | 47 | 29 | 42 | 0 | 31 | 121 | 41 | 46 | 729 |
| SAN MIGUEL ARCANGEL | -- | -- | 7 | 46 | 25 | 18 | 14 | 2 | 0,41 | 73 | 16 | 11 | 212 |
| VILLA VENTANA | -- | -- | -- | -- | -- | -- | -- | -- | 59 | 127 | 77 | 59 | 323 |
| ARROYO PANTANOSO | -- | -- | -- | -- | -- | -- | -- | -- | 20 | 137 | 65 | 23 | 245 |
| Prom 2016 | 98 | 116 | 50 | 88 | 74 | 33 | 25 | 5 | 22 | 88 | 48 | 35 | 682 |
| Prom 11-15 592mm | 67 | 69 | 70 | 74 | 31 | 5 | 37 | 45 | 27 | 79 | 47 | 43 | 592 |



Estado de las estaciones



Estimaciones Agrícolas

- www.bcp.org.ar
- infoagro@bcp.org.ar
- @BCPagro
- @BCPbahia
- 54 0291 4559520 int. 474
- 54 9 291 4 74 2177
- 54 9 291 4 70 2298

