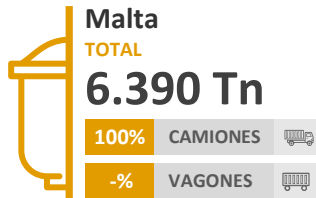
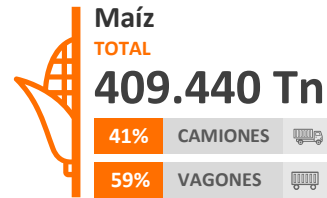
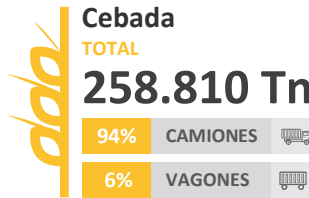



## Descargas

Toneladas descargadas: **980.460 Tn. (+28% i.a.)**



Acumulado Toneladas Descargadas:  
**980.460 Tn. (+28% i.a.)**

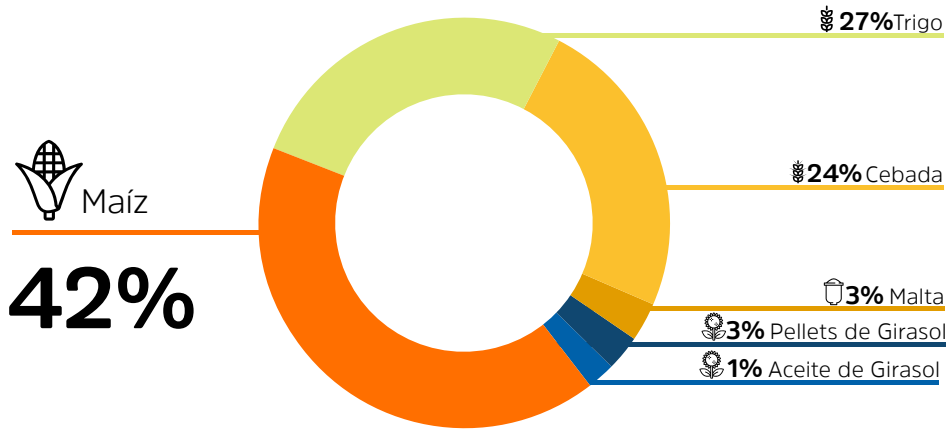


## Embarques

Toneladas embarcadas: **935.220 Tn. (+45% i.a.)**


 <b>Trigo</b> <b>256.749 Tn</b>	PRINCIPALES DESTINOS  Brasil... 32% Indonesia 40%
 <b>Cebada</b> <b>223.437 Tn</b>	PRINCIPALES DESTINOS  Arabia Saudita 65% China 30%
 <b>Malta</b> <b>24.222 Tn</b>	PRINCIPALES DESTINOS  Brasil... 100%
 <b>Maíz</b> <b>398.732 Tn</b>	PRINCIPALES DESTINOS  Vietnam 25% Malasia... 22% Chile... 20%
 <b>Pellets de Girasol</b> <b>24.080 Tn</b>	PRINCIPALES DESTINOS  Irlanda... 29% Países Bajos 71%
 <b>Aceite de Girasol</b> <b>8.000 Tn</b>	PRINCIPALES DESTINOS  Emiratos Arabes 100%

Participación del cultivo



## Embarques

Acumulado Toneladas Embarcadas  
**935.220 Tn. (+45% i.a.)**



Toneladas anunciadas  
 a embarcar hasta el 27/02/2025:

**355.174 Tn**

MAÍZ	46%
TRIGO	30%
CEBADA	18%
MALTA	6%