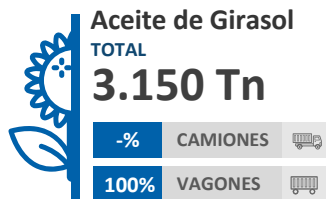
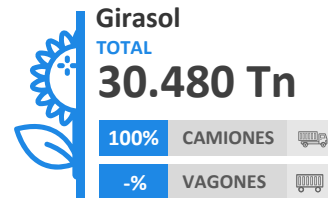
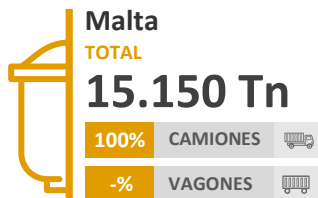
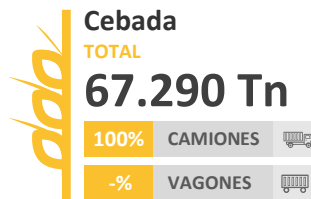
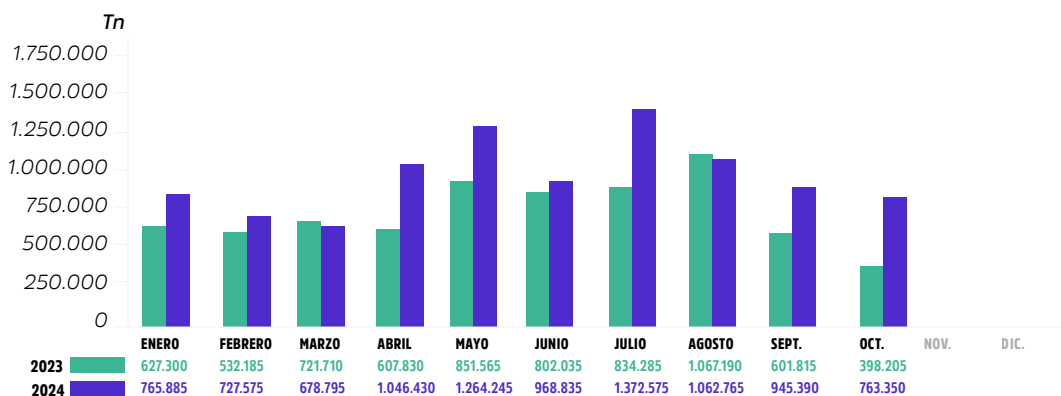


Descargas

Toneladas descargadas: **763.350 Tn. (92% i.a)**



Acumulado Toneladas Descargadas:
9.595.845 Tn. (+36% i.a)

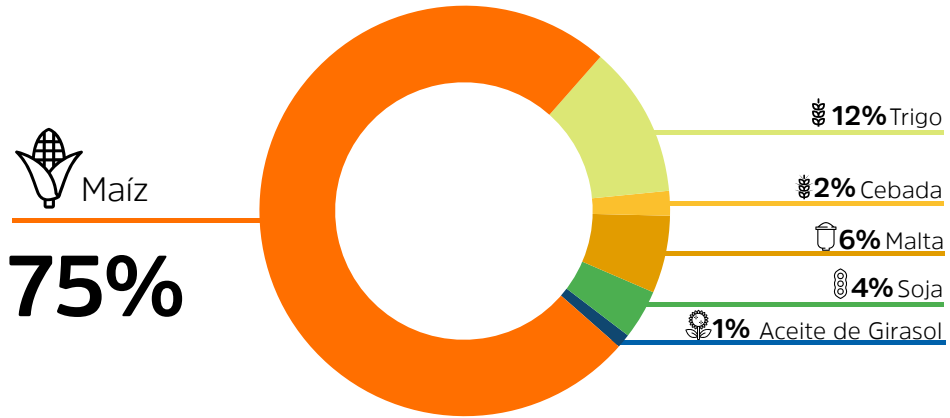


Embarques

Toneladas embarcadas: **829.755 Tn. (+83% i.a)**

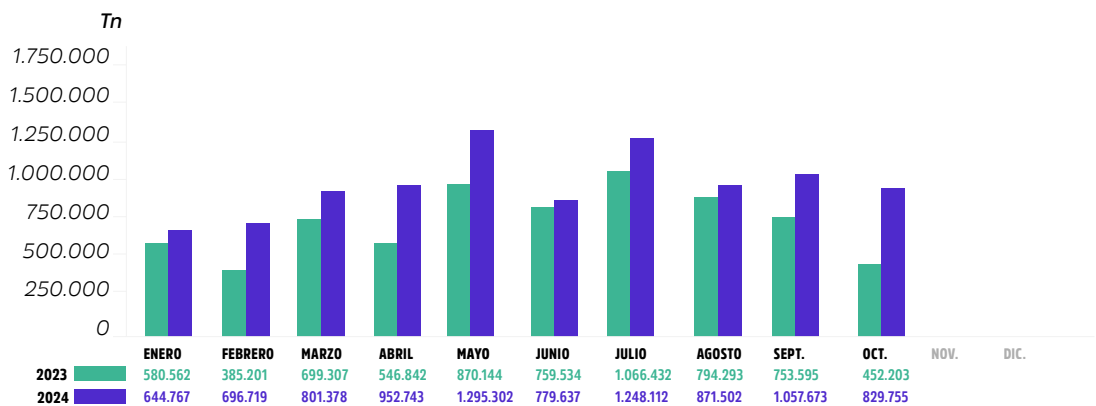
 Trigo 95.561 Tn	PRINCIPALES DESTINOS  Brasil 100%
 Cebada 20.712 Tn	PRINCIPALES DESTINOS  Brasil 100%
 Malta 52.960 Tn	PRINCIPALES DESTINOS  Brasil 100%
 Maíz 620.743 Tn	PRINCIPALES DESTINOS  Vietnam 34% Corea del sur 28% Chile 14%
 Soja 32.679 Tn	PRINCIPALES DESTINOS  China 100%
 Aceite de Girasol 7.100 Tn	PRINCIPALES DESTINOS  Ecuador 35% Perú 65%

Participación del cultivo



Embarques

Acumulado Toneladas Embarcadas
9.177.589 Tn. (+33% i.a)



Toneladas anunciadas
 a embarcar hasta el 13/11/2024:

183.500 Tn

MAÍZ	77%
CEBADA	14%
ACEITE DE GIRASOL	9%