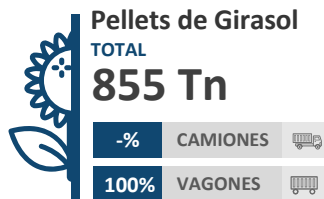
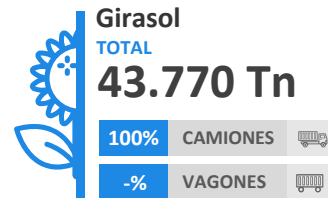
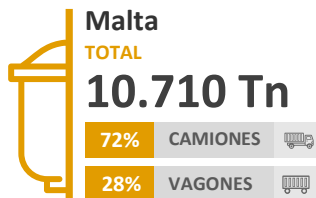
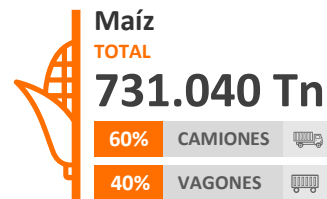
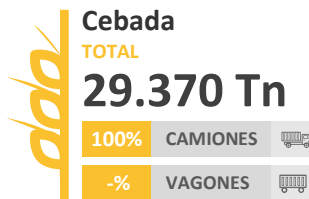
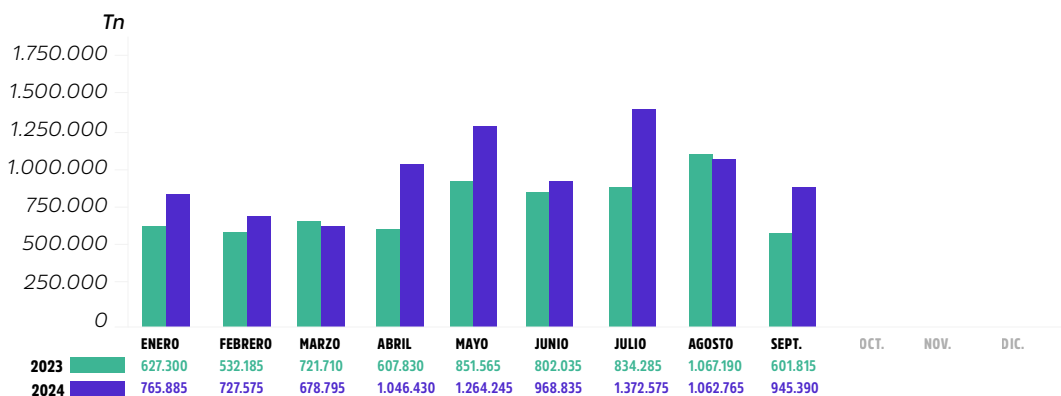


## Descargas

Toneladas descargadas: **945.390 Tn. (57% i.a)**





Acumulado Toneladas Descargadas:  
**8.832.495 Tn. (+33% i.a)**

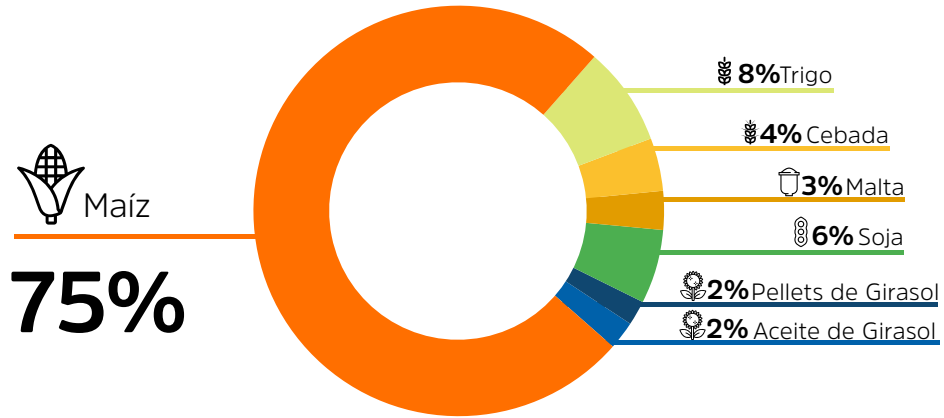


## Embarques

Toneladas embarcadas: **1.057.673 Tn. (+40% i.a)**

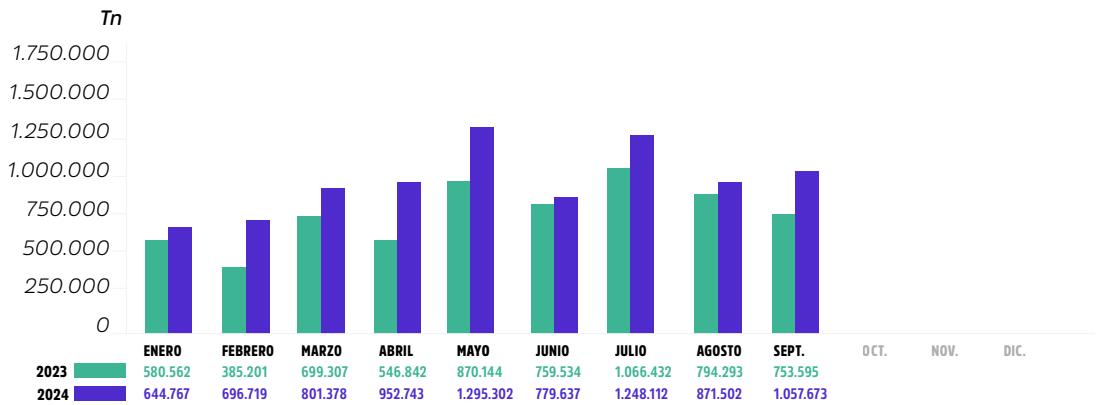
 <b>Trigo</b> <b>89.000 Tn</b>	PRINCIPALES DESTINOS  <b>Brasil</b> 100%
 <b>Cebada</b> <b>43.800 Tn</b>	PRINCIPALES DESTINOS  <b>Arabia Saudita</b> 100%
 <b>Malta</b> <b>29.596 Tn</b>	PRINCIPALES DESTINOS  <b>Brasil</b> 100%
 <b>Maíz</b> <b>787.748 Tn</b>	PRINCIPALES DESTINOS  <b>Vietnam</b> 43% <b>Corea del sur</b> 11% <b>Malasia</b> 13%
 <b>Soja</b> <b>61.366 Tn</b>	PRINCIPALES DESTINOS  <b>China</b> 100%
 <b>Pellets de Girasol</b> <b>24.663 Tn</b>	PRINCIPALES DESTINOS  <b>Países Bajos</b> 100%
 <b>Aceite de Girasol</b> <b>21.500 Tn</b>	PRINCIPALES DESTINOS  <b>Irak</b> 70% <b>India</b> 30%

Participación del cultivo



## Embarques

Acumulado Toneladas Embarcadas  
**8.347.834 Tn. (+29% i.a)**



Toneladas anunciadas  
 a embarcar hasta el 18/10/2024:

**180.100 Tn**

MAÍZ	86%
TRIGO	10%
ACEITE DE GIRASOL	4%