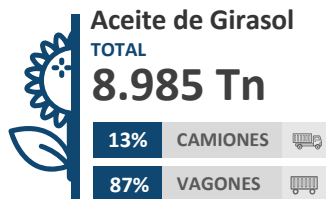
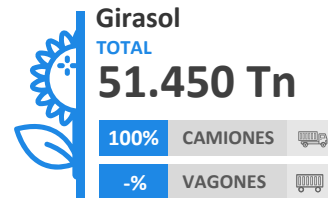
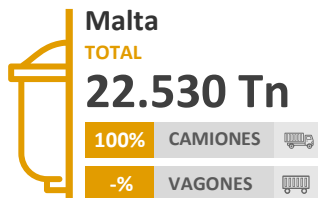
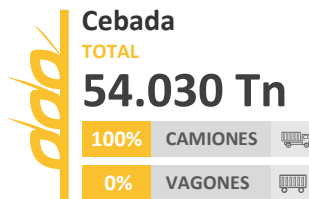
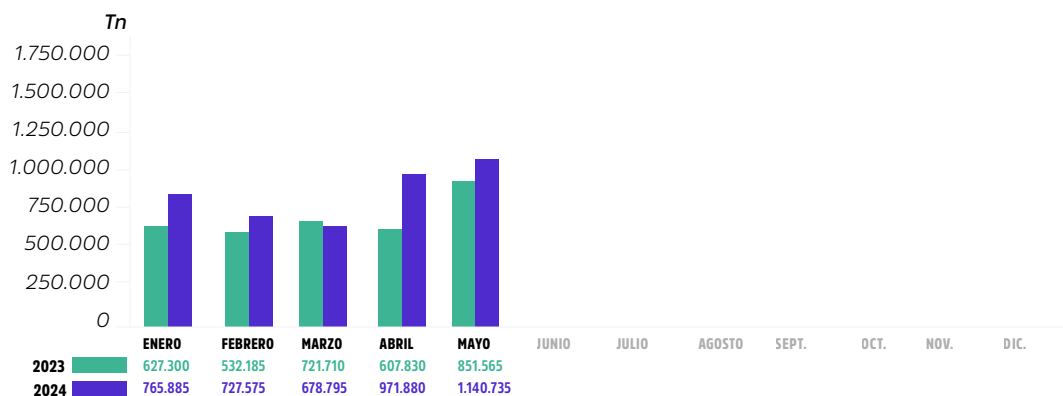


Descargas

Toneladas descargadas: **1.140.735 Tn. (+34% i.a)**



Acumulado Toneladas Descargadas:
4.284.870 Tn. (+28% i.a)

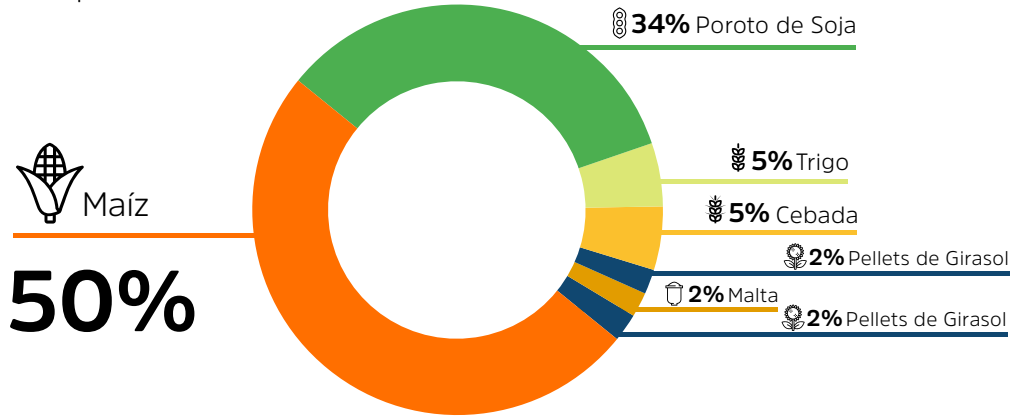


Embarques

Toneladas embarcadas: **1.295.302 Tn. (+49% i.a)**

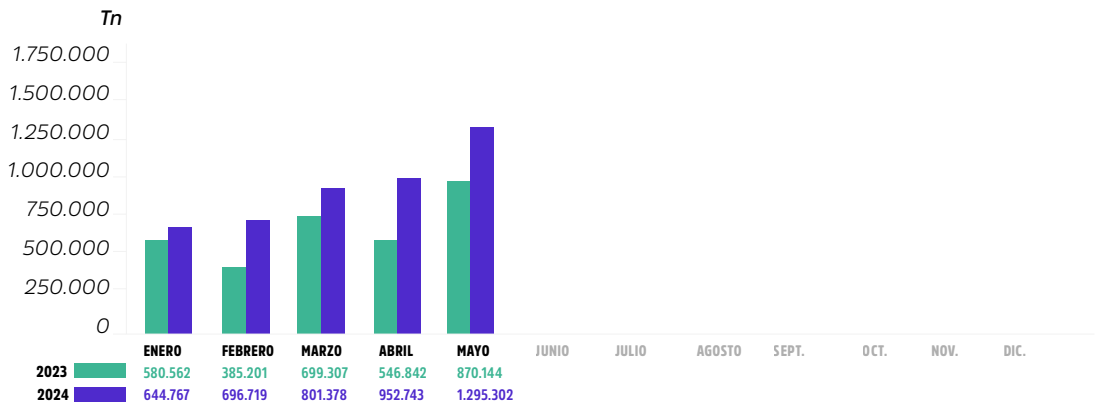
 Trigo 62.102 Tn	PRINCIPALES DESTINOS  Perú..... 18% Brasil..... 82%
 Cebada 59.172 Tn	PRINCIPALES DESTINOS  Colombia..... 19% Brasil..... 33% China..... 48%
 Malta 25.919 Tn	PRINCIPALES DESTINOS  Chile..... 21% Brasil..... 79%
 Maíz 654.042 Tn	PRINCIPALES DESTINOS  Vietnam..... 39% Arabia Saudita..... 20% Corea del sur..... 28%
 Poroto de Soja 436.544 Tn	PRINCIPALES DESTINOS  China..... 95%
 Pellets de Girasol 29.594 Tn	PRINCIPALES DESTINOS  Países Bajos..... 100%
 Aceite de Girasol 27.930 Tn	PRINCIPALES DESTINOS  Perú..... 18% India..... 82%

Participación del cultivo



Embarques

Acumulado Toneladas Embarcadas
4.390.910 Tn. (+42% i.a)



Toneladas anunciadas
 a embarcar hasta el 18/06/2024:

584.125 Tn

MAÍZ	32%
POROTO DE SOJA	53%
TRIGO	8%
MALTA	5%
ACEITE DE GIRASOL	2%